

144433-1 ✓ ACTIVE

AMP | Standard Power Timer

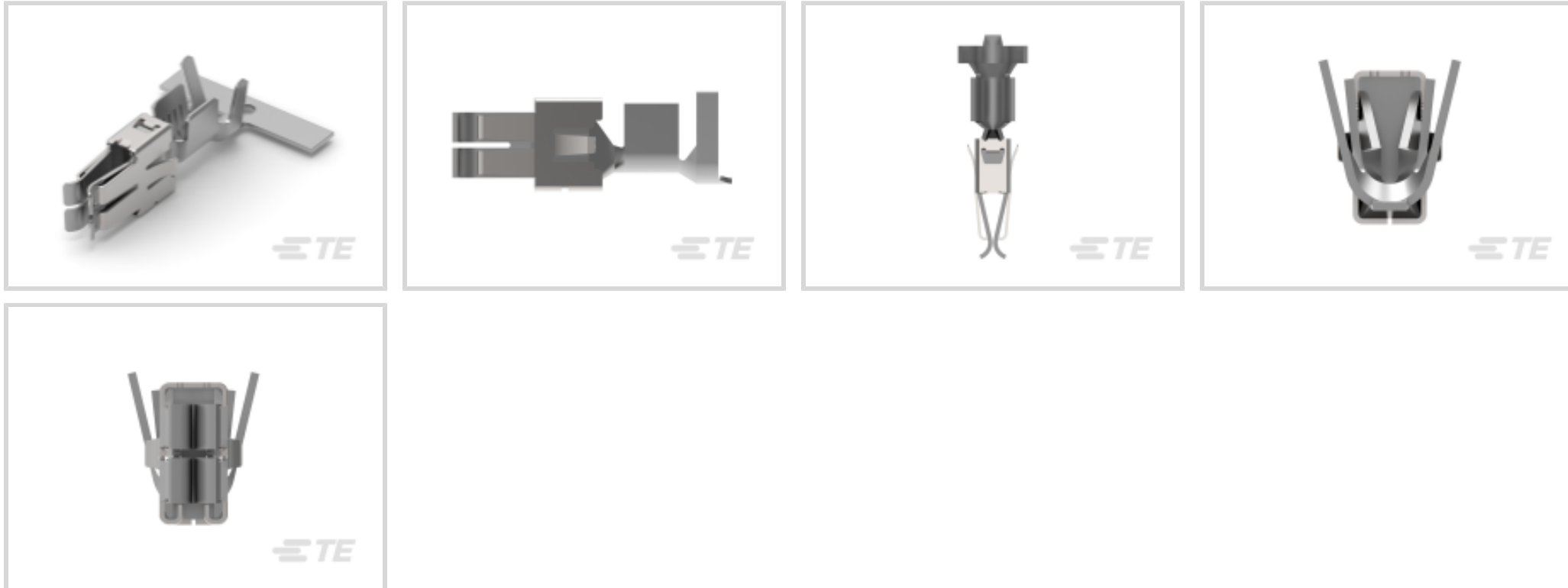
TE Internal #: 144433-1

Automotive Terminals, Receptacle, Mating Tab Width .228 in / .248 in [5.8 mm / 6.3 mm], Tab Thickness .031 in [.8 mm], Standard Power Timer

[View on TE.com >](#)



Terminals & Splices > Automotive Terminals > TIMER, RECEPTACLE AND TAB



Terminal Type: **Receptacle**

Mating Tab Width: 5.8 mm, 6.3 mm [.228 in, .248 in]

Mating Tab Thickness: .8 mm [.031 in]

Terminal Transmits: 0 – 24 A (Low Power)

Wire Size: 12 – 10 AWG

[All TIMER, RECEPTACLE AND TAB \(332\)](#)

Features

Product Type Features

Receptacle Style	180°
Sealable	No
Primary Locking Feature	Locking Lance

Contact Features

Contact Size	6.3mm
Contact Fabrication	Stamped & Formed
Typical Current Rating	6 A
Crimp Type	F-Crimp
Terminal Type	Receptacle
Mating Tab Width	5.8 mm, 6.3 mm [.228 in][.248 in]
Mating Tab Thickness	.8 mm [.031 in]
Interface Plating	Tin (Sn)
Contact Termination Area Plating Material	Tin (Sn)



Termination Features

Termination Method to Wire & Cable	Crimp
Product Terminates To	Wire

Dimensions

Wire Size	3 – 5 mm ²
Wire Size Search	10 AWG, 11 AWG, 12 AWG
Wire Insulation Diameter	4 mm[.157 in]

Usage Conditions

Insulation Option	Uninsulated
Operating Temperature (Max)	80 °C, 85 °C, 90 °C, 100 °C[176 °F][185 °F] [194 °F][212 °F]
Operating Temperature Range	-40 – 100 °C[-40 – 212 °F]

Operation/Application

Compatible With Wire Base Material	Copper
------------------------------------	--------

Packaging Features

Packaging Method	Reel
Packaging Quantity	2000

Other

Terminal Transmits	0 – 24 A (Low Power)
--------------------	----------------------

Product Compliance

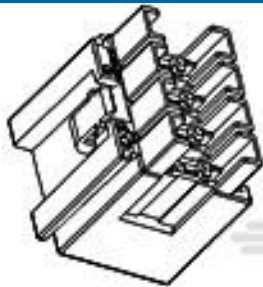











[For compliance documentation, visit the product page on TE.com>](#)

EU RoHS Directive 2011/65/EU	Compliant
EU ELV Directive 2000/53/EC	Compliant
China RoHS 2 Directive MIIT Order No 32, 2016	No Restricted Materials Above Threshold
EU REACH Regulation (EC) No. 1907/2006	Current ECHA Candidate List: JUNE 2022 (224) Candidate List Declared Against: JUNE 2022 (224) Does not contain REACH SVHC
Halogen Content	Low Halogen - Br, Cl, F, I < 900 ppm per homogenous material. Also BFR/CFR/PVC Free
Solder Process Capability	Not applicable for solder process capability

Product Compliance Disclaimer

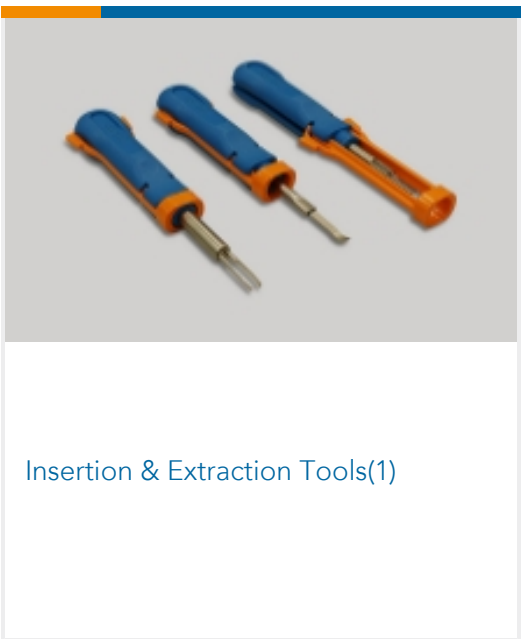

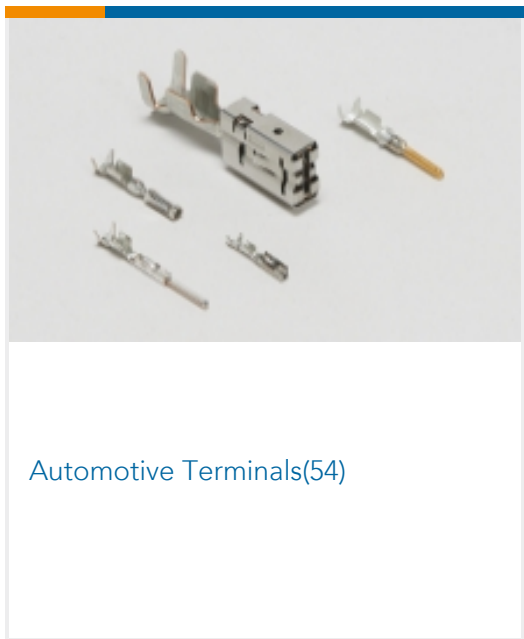
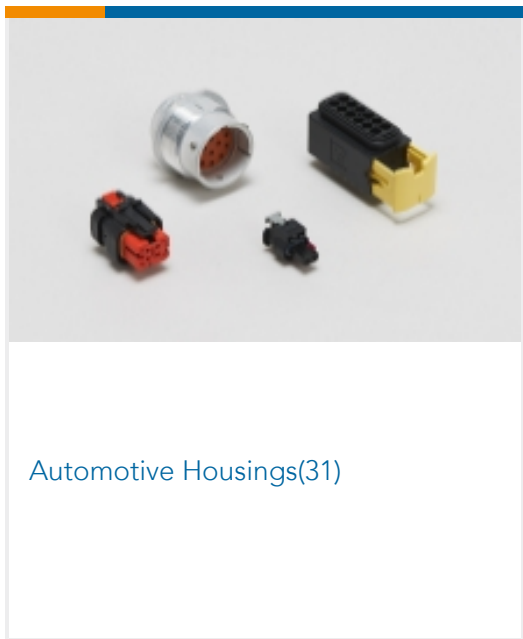
This information is provided based on reasonable inquiry of our suppliers and represents our current actual knowledge based on the information they provided. This information is subject to change. The part numbers that TE has identified as EU RoHS compliant have a maximum concentration of 0.1% by weight in homogenous materials for lead, hexavalent chromium, mercury, PBB, PBDE, DBP, BBP, DEHP, DIBP, and 0.01% for cadmium, or qualify for an exemption to these limits as defined in the Annexes of Directive 2011/65/EU (RoHS2). Finished electrical and electronic equipment products will be CE marked as required by Directive 2011/65/EU. Components may not be CE marked. Additionally, the part numbers that TE has identified as EU ELV compliant have a maximum concentration of 0.1% by weight in homogenous materials for lead, hexavalent chromium, and mercury, and 0.01% for cadmium, or qualify for an exemption to these limits as defined in the Annexes of Directive 2000/53/EC (ELV). Regarding the REACH Regulation, the information TE provides on SVHC in articles for this part number is based on the latest European Chemicals Agency (ECHA) 'Guidance on requirements for substances in articles' posted at this URL: <https://echa.europa.eu/guidance-documents/guidance-on-reach>

Compatible Parts

 <p>TE Part # 185847-2 AUTOFUSE HOLDER BLACK</p>	 <p>TE Part # 185402-1 MODULAR RELAY HOLDER</p>	 <p>TE Part # 185403-1 MODULAR RELAY HOLDER</p>	 <p>TE Part # 185403-2 MODULAR RELAY HOLDER</p>
 <p>TE Part # 1801616-1 FUSES HOLDER 10 MINIFUSES</p>	 <p>TE Part # 1801617-1 FUSES AND RELAYS HOLDER 6 MINIFUSES</p>	 <p>TE Part # 1801618-1 RELAY 40A HOLDER</p>	 <p>TE Part # 1801619-1 RELAY 70A HOLDER</p>
 <p>TE Part # 1801620-1 2 MICRORELAYS HOLDER</p>	 <p>TE Part # 1801773-1 FUSES AND RELAYS HOLDER 6 MINIFUSES V2</p>	 <p>TE Part # 185402-2 MODULAR RELAY HOLDER</p>	 <p>TE Part # 185403-4 MODULAR RELAY HOLDER</p>



Also in the Series | **Standard Power Timer**



Documents

Product Drawings
STD POWER TIMER RECEPT

English

CAD Files
3D PDF
3D
Customer View Model



[ENG_CVM_CVM_144433-1_B.2d_dxf.zip](#)

English

Customer View Model

[ENG_CVM_CVM_144433-1_B.3d_igs.zip](#)

English

Customer View Model

[ENG_CVM_CVM_144433-1_B.3d_stp.zip](#)

English

By downloading the CAD file I accept and agree to the [Terms and Conditions](#) of use.

Datasheets & Catalog Pages

[Timer Interconnection System](#)

English

Product Specifications

[Application Specification](#)

English

[SERTISSAGE DU RECEPTACLE STANDARD POWER TIMER](#)

English

Agency Approvals

[Agency Approval Document](#)

English